

# **Hillocks Primary and Nursery School**

## **Policy for Marking**

At Hillocks Primary and Nursery School we recognise the importance of feedback on their work for our pupils.

We also recognise that the best time for this to happen is during lessons as their work is developing. We therefore try to ensure that wherever possible pupils are given constructive and developmental verbal feedback during all lessons.

Alongside this ongoing assessment and feedback we use a purple stamp to indicate when the learning objective has been achieved. Positive aspects of work are identified where appropriate. A green stamp is used to identify areas for development where appropriate.

In Key Stage 1 symbols are used to support children in understanding this feedback (see attached KS1 marking symbols). For both key stages our marking guidance shows symbols which will be used to annotate pupils' books (see attached marking guidance).

Our focus in developing spelling is on high frequency words and/or year group words. Up to 3 incorrect spellings will be identified where appropriate and these will be written out 3 times at the end of the piece of work. Year 1 will be working towards correcting three spellings by the end of the academic year.

June 2017

## **Marking Guidance**



Stamp – Learning objective achieved



Stamp – To improve your work you need to

\_\_\_\_\_

Spelling mistake written out again 3 times at the end of work

**MIC**

Marked in class

**P**

Paired

**G**

Group

**I**

Independent


**S**

Supported


**V**

Verbal feedback given


## KS1 marking symbols



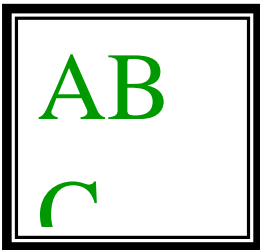
Leave clear finger spaces



Include conjunctions



Include openers



Use capital letters



Remember punctuation



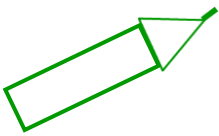
Correct your spelling

ph

Use your phonic knowledge

adj

Include adjectives to describe



Take care with your presentation



Sort out your mistakes



Re-read to check



Don't repeat, smelly feet!



Slow snail!